

# FIREPLACES

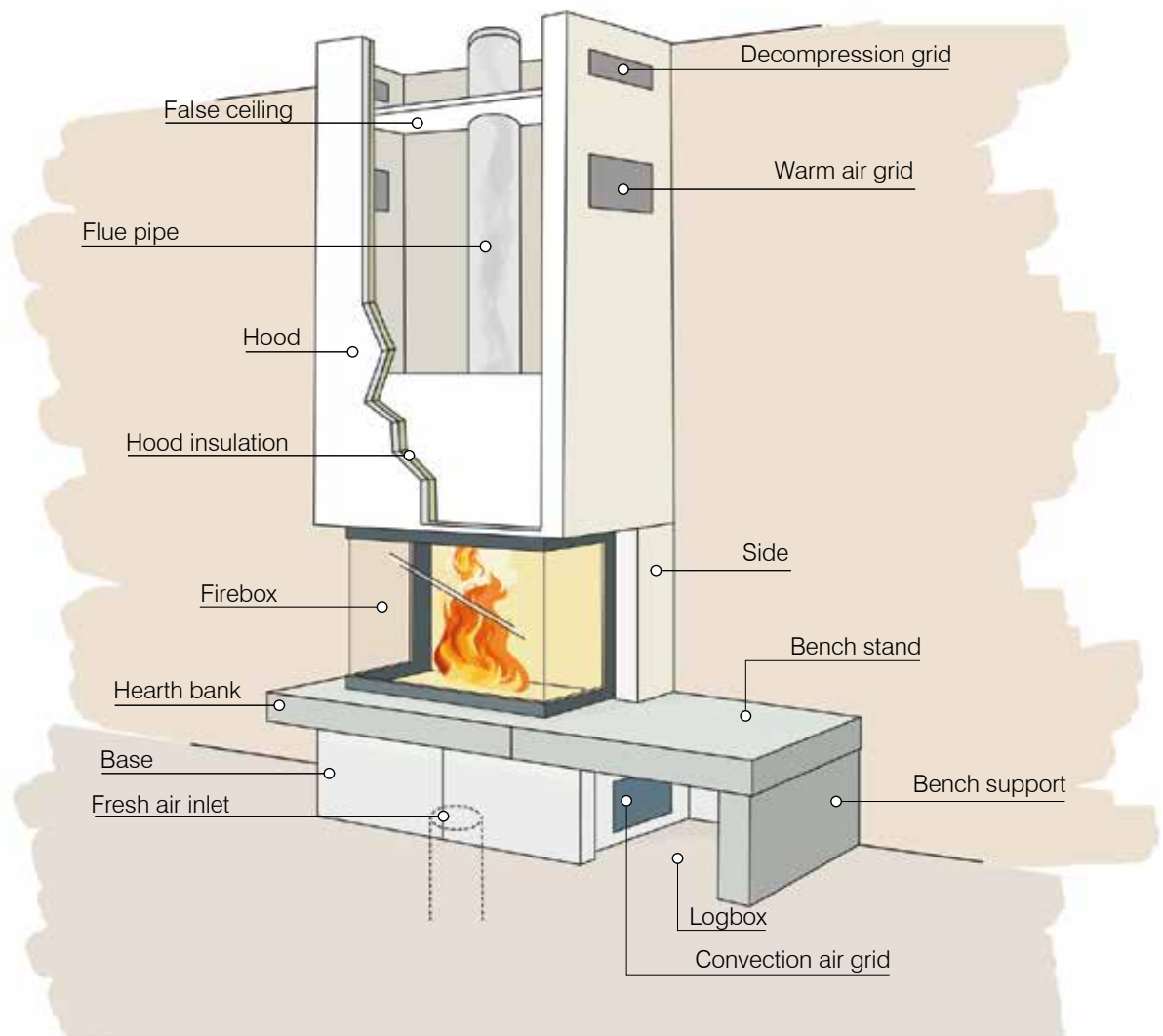
TRENDY & AUTHENTIC

*Let yourself be seduced*



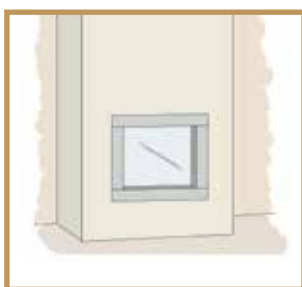
# FIREPLACES

IN A FEW WORDS

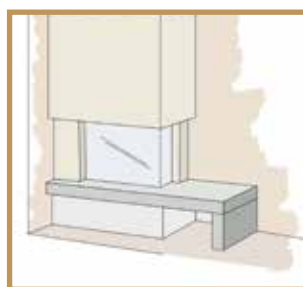


## THE POSITION

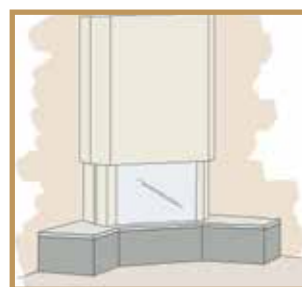
In order to perfectly fit into your home, we offer different types of installations.



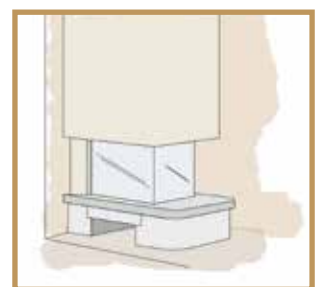
Front fireplace



Corner fireplace



2 sided fireplace



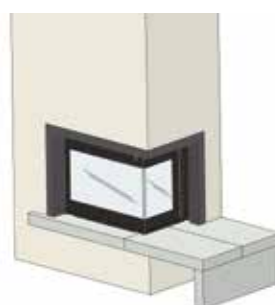
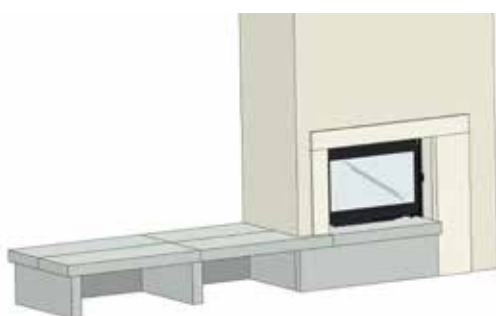
three-sided fireplace



## CUSTOMIZATION AT THE HEART OF YOUR PROJECT


Define your custom-made project with your dealer.  
Together find the right POSITION, CONFIGURATION, MATERIALS  
and HEATING UNIT according to the use you wish.

### EXAMPLES OF CONFIGURATIONS



# MATERIALS / FIREPLACES COMPATIBILITY

		STONE									GRANIT					MARBLES									
		LIKA SMOOTH	GARD	DORDOGNE	ESTAILLADES	SCANDINAVIA GREY	LOMAGNE WHITE	ROMA SMOOTH	ROMA POLISHED	KILKENNY	SLATE	BLACK ANTIQUE	ROYAL CACHEMIRE	YELLOW MULTICOLOR	BLACK POLISHED	BLACK LEATHER EFFECT	CARRARE	MARFIL	GREY EXOTIC	WENGÉ	GREEN GUATEMALA	BLACK MARQUINA	CHOCOLATE	OKEANOS SPECKLED	FJORD
FRONT FIREPLACE	BAHIA																								
	TOURMALINE																								
	AMARANTE																								
	FIDJI																								
	CANNELLE																								
CORNER	SAFRAN																								
	MYRTE																								
	MASSALA																								
	PAO																								
	OOLONG																								
3 SIDED	TONGA																								
	YUZU																								





# MATERIALS / FIREPLACES COMPATIBILITY

		WAX FINISHES								REFRACTORY						BEAM		CERAMIC							
		OFF-WHITE	GREY	BROWN	BLACK	LIGHT GREY	RED	PLATINUM	CONCRETE POLISHED	DISTRESSED WOOD	CEVENNES 5 CM	BROWN/RED 5 CM	SMALL TILES	TERRE DE ROSE	TERRE DOREE MOUCHETE	VIEUX PARIS SABLE	MOULE MAIN ROUGE	SOLID OAK BEAM	MOLDED STONE SHELF	RUSTY STEEL	SMOOTH CONCRETE	ICY WHITE	SILVER COATING	BLACK TEXTURED	BLACK PAINT FINISHES
FRONT FIREPLACE	BAHIA																								
	TOURMALINE																								
	AMARANTE																								
	FIDJI																								
	CANNELLE																								
	SAFRAN																								
CORNER	MYRTE																								
	MASSALA																								
	PAO																								
3 SIDED	OOLONG																								
	TONGA																								
	YUZU																								



# MATERIALS

A LARGE CHOICE OF COLORS AND MATERIALS

## Soft stones



Lika Smooth



Gard




Dordogne



Estailades

## Hard stones



Scandinavia grey



Lomagne white



Roma smooth



Roma polished



Kilkenny

**NEW**

## Ceramic



Icy white



Smooth concrete



Rusty steel



Silver coating



Black textured

## Wax finishes



Off-white



Light grey



Grey



Platinum



Brown



Red



Black


## Slate




## Distressed wood



## Concrete polished




## Black paint finishes



**Please note:** stones, marbles, slates, granites, wax finishes and beams that we use may vary in appearance, colors and shades, from one supply to another, and cannot in any way give rise to complaints.

## Marbles



Carrare



Marfil



Grey exotic



Wenge




Green Guatemala



Black marquina



Chocolate



Okéanos  
speckled



Fjord


## Granit



Black antique



Royal cachemire



Yellow multicolor



Black polished



Black leather effect

**NEW**

## Refractory



Cévennes 5 cm



Brown/red 5 cm



Small tiles



Terre de rose



Terre dorée  
mouchetée



Vieux Paris sablé



Moulé main rouge

## Beam



Old-style  
beams  
assembled with  
tenon and mortise



Solid oak beam



Molded stone shelf



# TOURMALINE

## COCOONING TREND

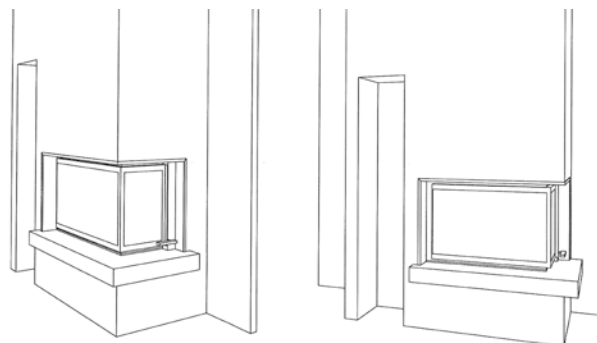
Alliance of horizontality and verticality, like a Tourmaline, the fireplace plays on the contrast of sky and earth, cold and heat. The mix between the frame and the base perfectly fits the confrontation.

### Fireplace description :

**Dimensions :** L 108 x D 65+15 x H 50 cm

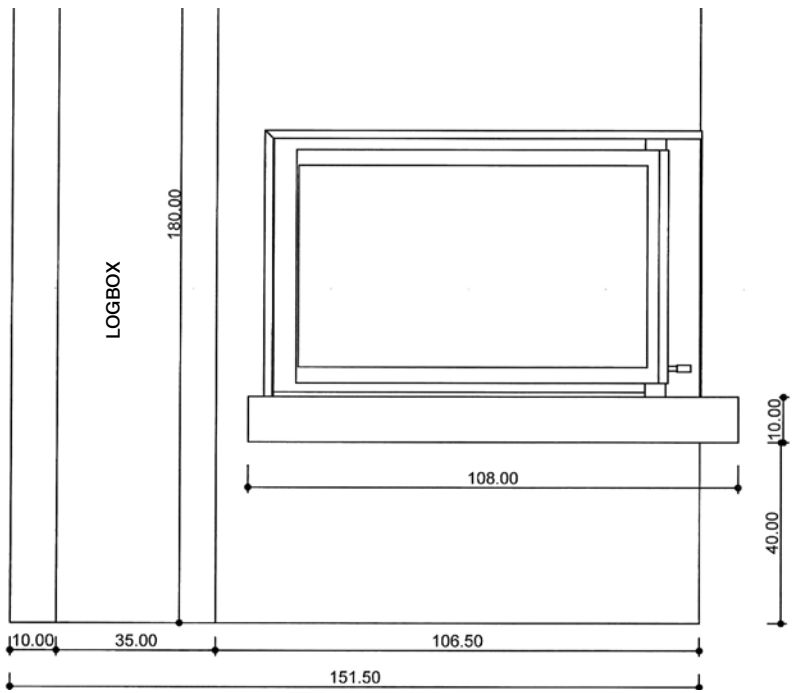
Front fireplace with polished black granit bench. Optional logbox.

Model presented with **VISIO 8 VL** firebox and CM3R18 frame.

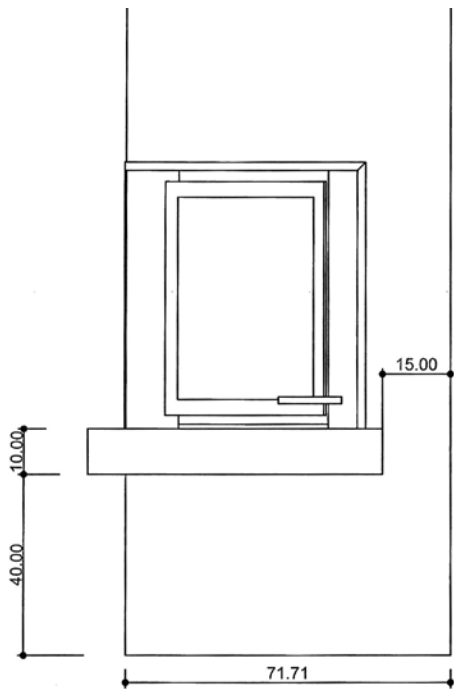




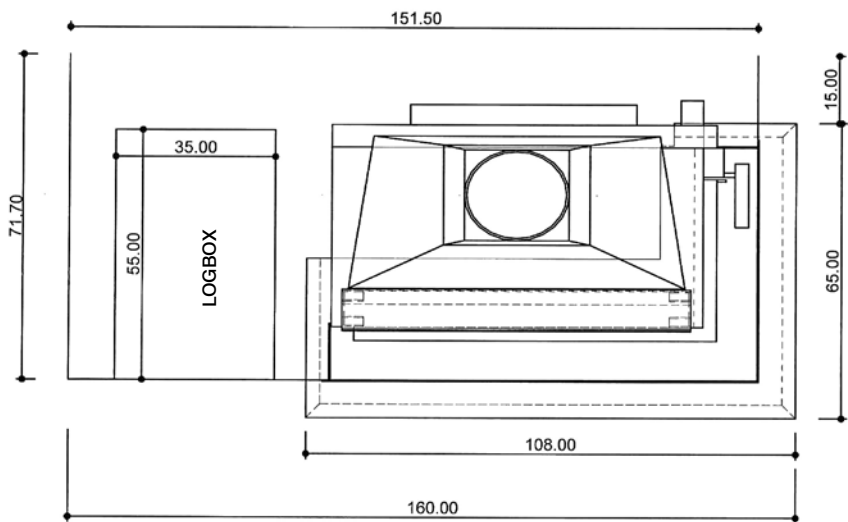
FRONT VIEW



SIDE VIEW



TOP VIEW





# CANNELLE

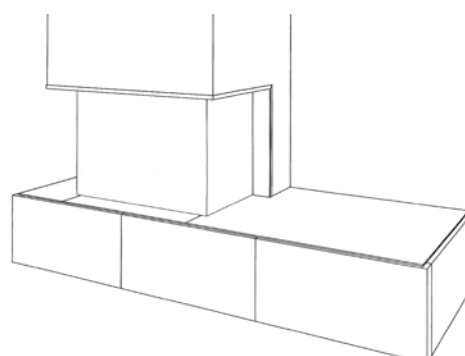
## CALM, LUXURY AND PLEASURE

The serenity of its design and the delicacy of the lines underline the modernity of this fireplace. The craftsmanship of noble materials in a contemporary project. The CANNELLE fireplace will create a strong contrast in many interiors.

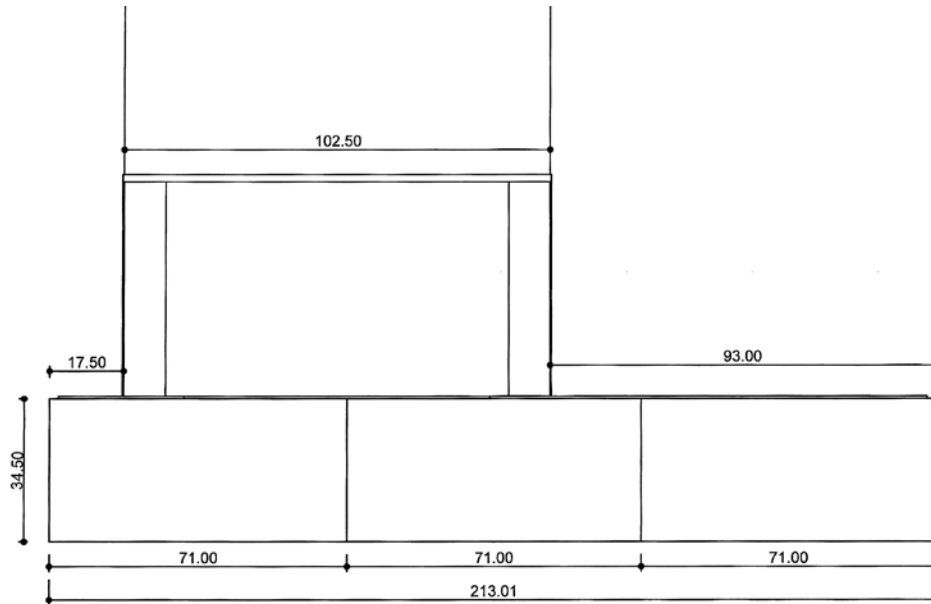
### Fireplace description :

**Dimensions :** L 213 x D 80 x H 34,5 cm

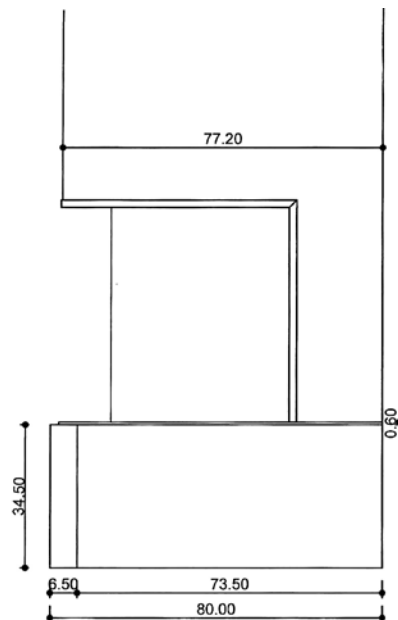
Single-sided fireplace. The base is made of stone ROMA and the base plate in ceramic Rusty Steel. Model presented with the **FAS 100 3V** firebox and CM3R18 metal frame.



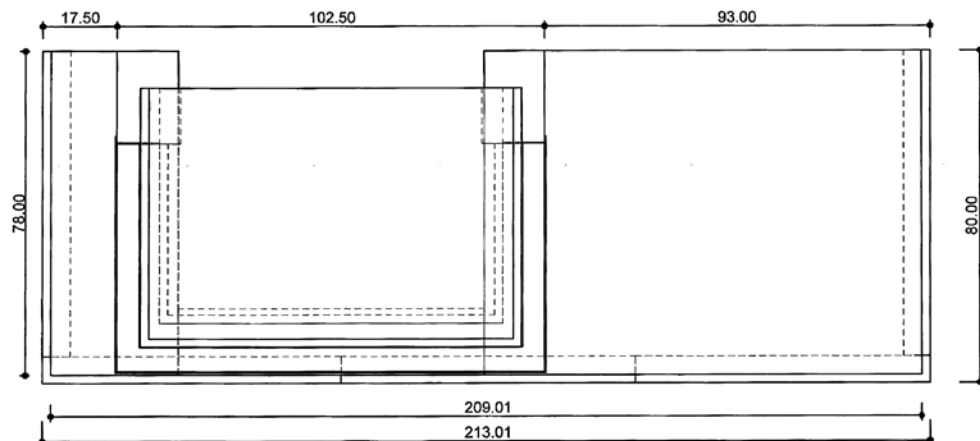
FRONT VIEW



SIDE VIEW



TOP VIEW





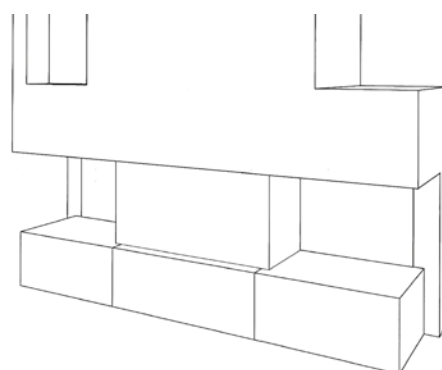
# AMARANTE

## A GEOMETRY GAME

Association of raw materials, reflections of modernity and a game of perspectives. The AMARANTE fireplace creates contrast by playing with the different volumes of the base and the hood. Recreate a perfect game of geometry in your interior.

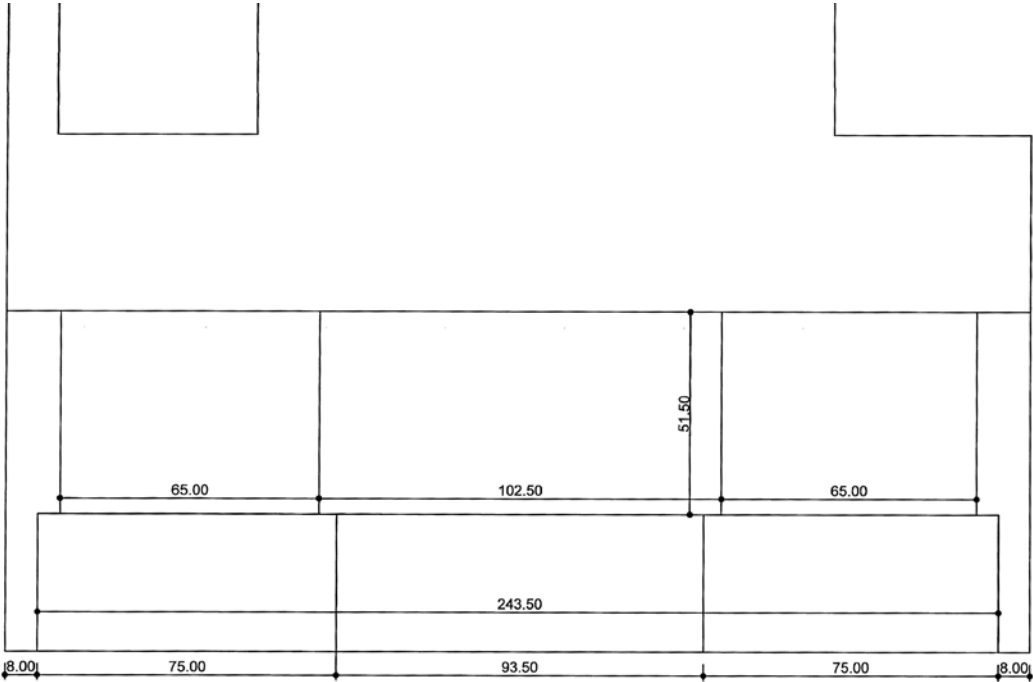
### Fireplace description :

**Dimensions :** L 243,5 x D 52 + 23 x H 86,5 cm  
Front fireplace. Marble Fjord base and ceramic Rusty Steel framework. Model presented with firebox **FAS 120 3V**.

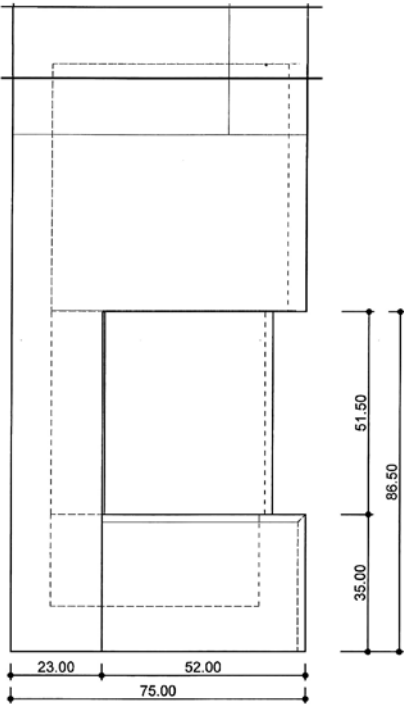




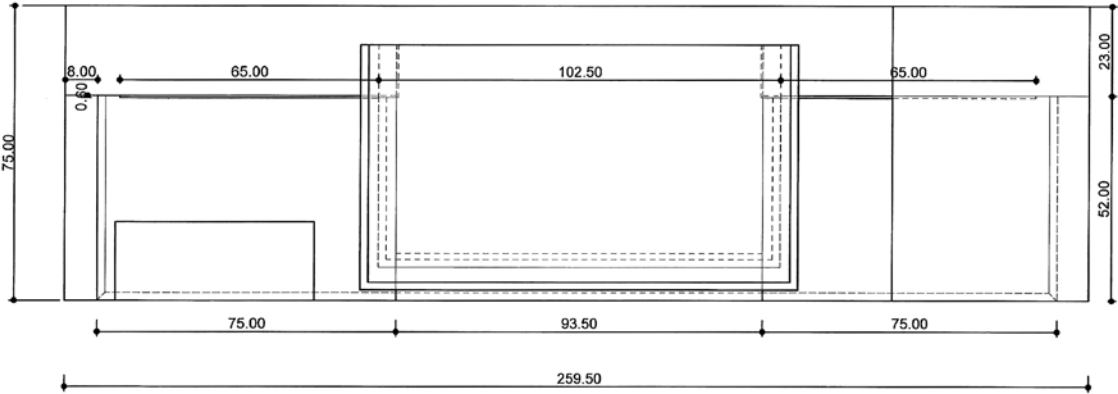
FRONT VIEW



SIDE VIEW



TOP VIEW





# TONGA

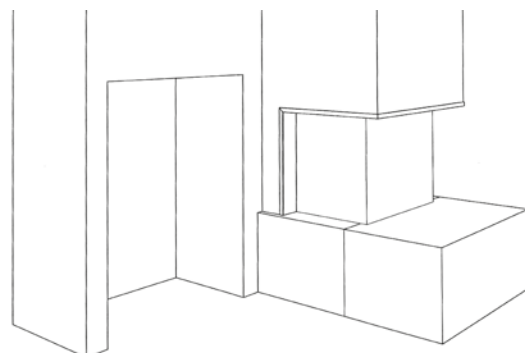
## VARIABLE GEOMETRY

The volumes and shapes vary between material and transparency. Rooms divider, this fireplace stands out as a central element by its variable geometry. Volumes that intensify the view of the wood fire.

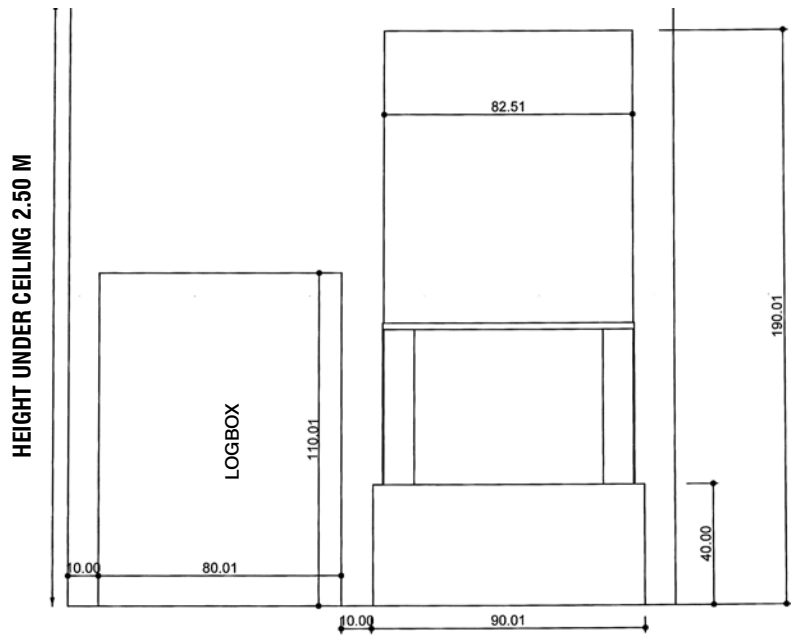
### Fireplace description :

**Dimensions :** L 90 x D 103,5 x H 40 cm

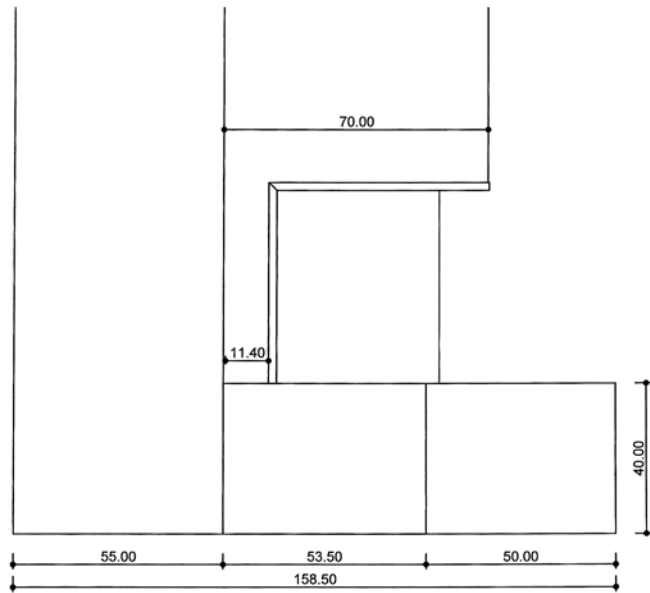
Three-sided fireplace. Black slate base. Optional logbox. Model presented with **FAS 80 3V** firebox and CM3R18 frame.



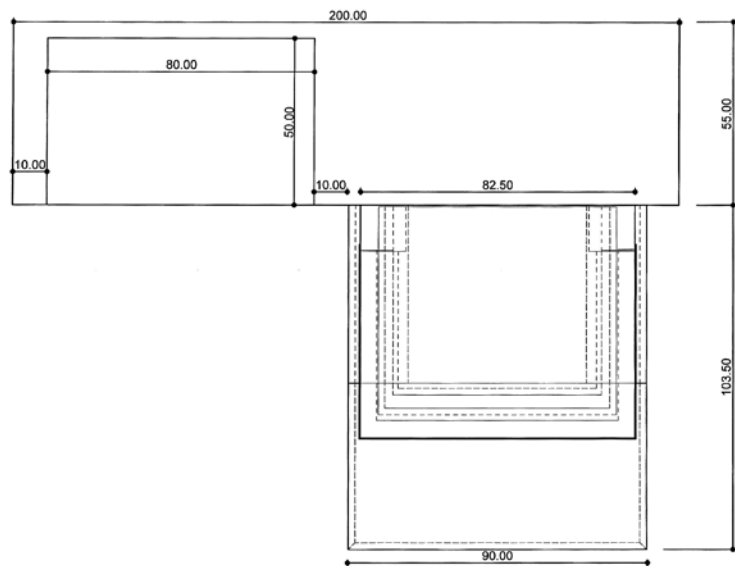
FRONT VIEW



SIDE VIEW



TOP VIEW





# FIDJI

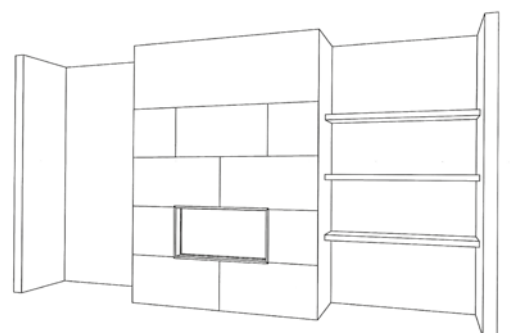
## A JOURNEY AT THE HEART OF THE FIRE

Experience a life-size journey, the flame at the heart of this large fireplace allows you to enjoy a beautiful vision of the fire. A fireplace that inspires travel.

### Fireplace description :

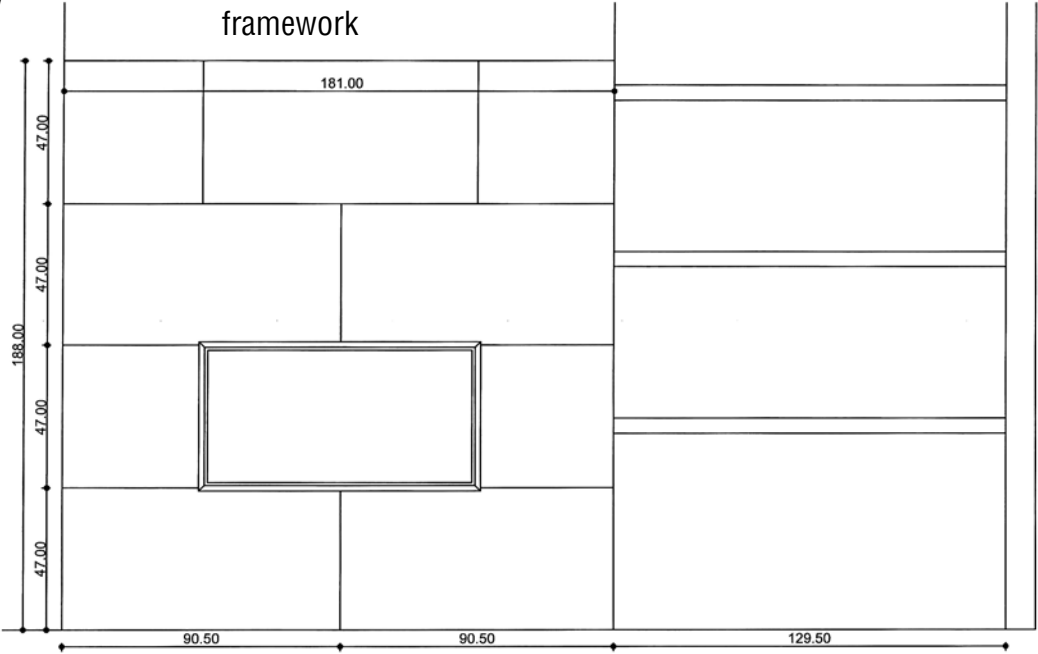
**Dimensions :** L 181 x D 67 x H 188 cm

Single-sided fireplace. Framework made with smooth concrete ceramic. Shelves not supplied. Model presented with **FAE 100 SF** firebox and CM4R18 frame.


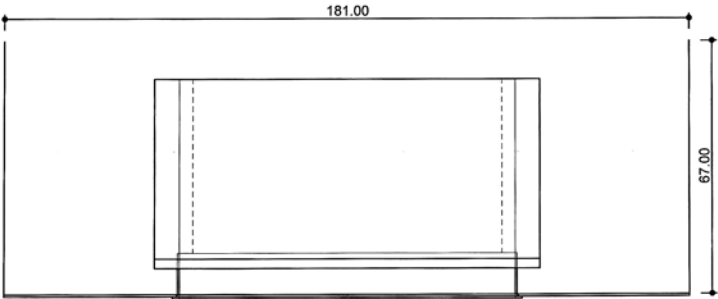





FRONT VIEW



TOP VIEW



SIDE VIEW



## YUZU

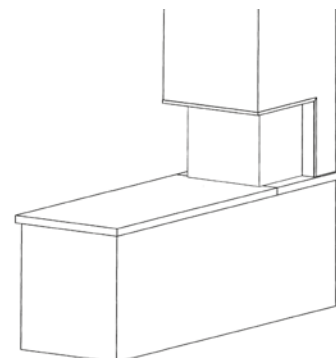
### A THREE SIDED VIEW FLAME

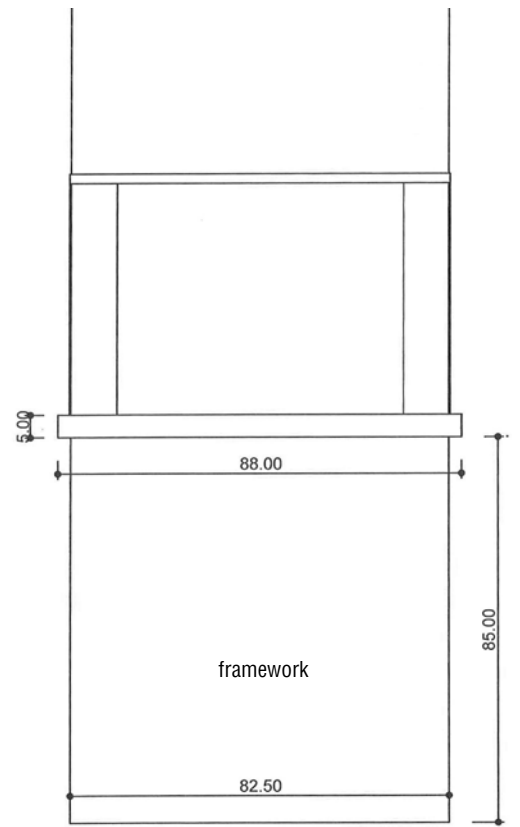
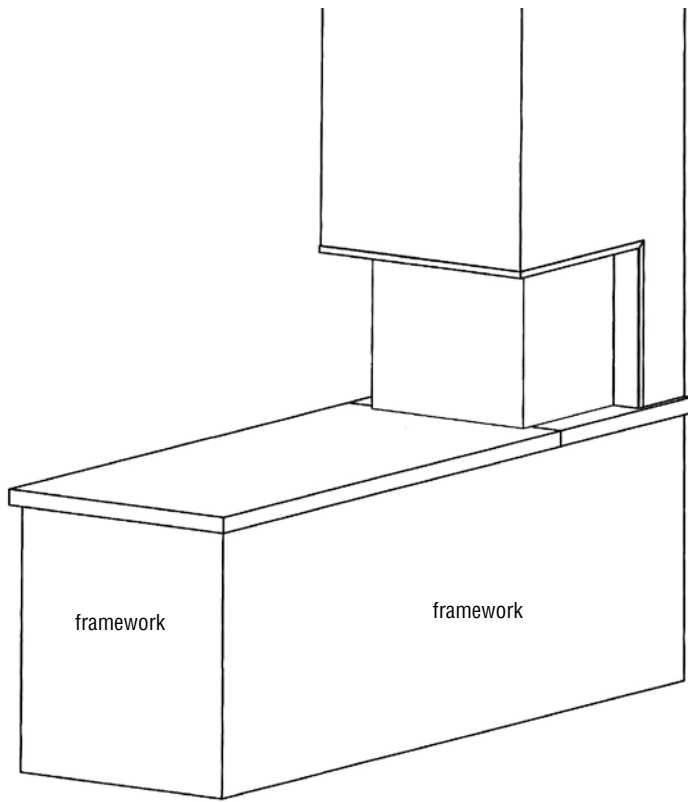
As a true symbol of change, the fireplace is no longer just an element belonging to the living room, but it takes its place at the heart of the house. It can therefore be used as a room divider, between the living room and the kitchen or the living room and the dining room.

#### Fireplace description :

**Dimensions :** L220 x D88 x H85 cm

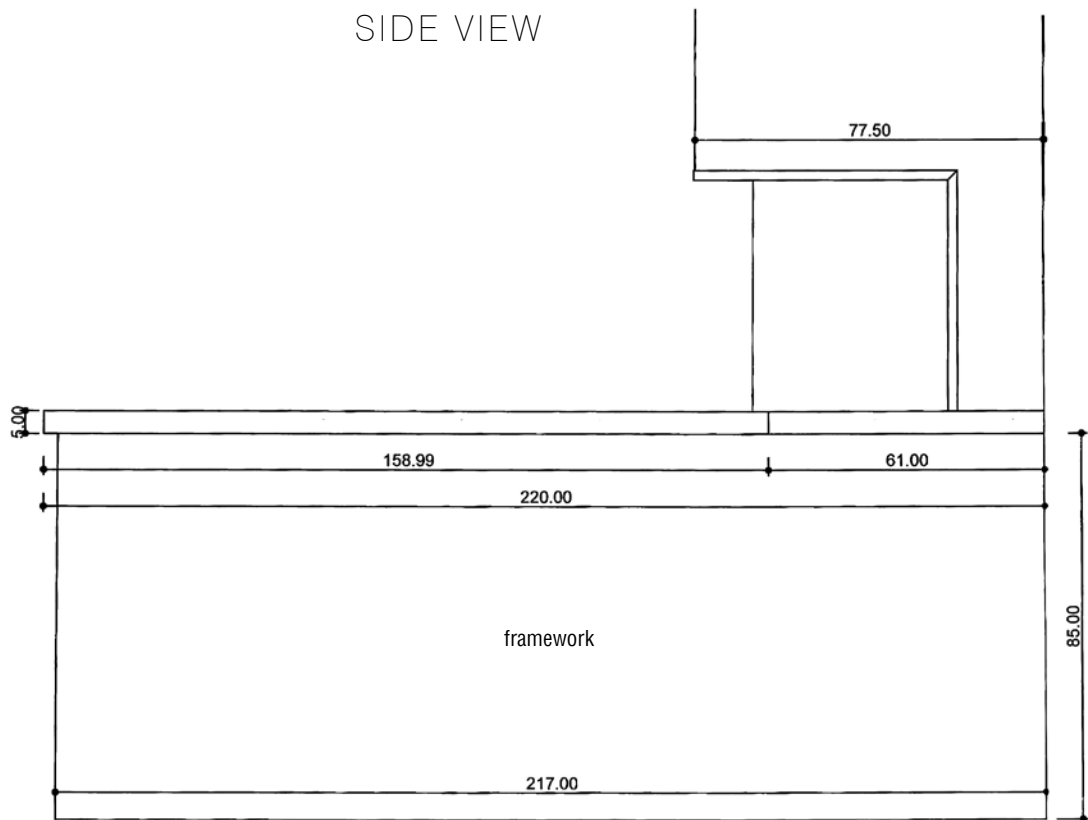
Three-sided fireplace. Smooth concrete ceramic base plate. Model presented with **FAS 80 3V** firebox and CM3R18 metal frame.





FRONT VIEW

SIDE VIEW





## BAHIA


### BETWEEN DELICACY AND PURITY

This fireplace is like a classic newly interpreted, simplicity of lines and contemporary material. The frame raises the delicacy of the material of this wood-burning fireplace and the firebox emphasizes the wisdom of the flames.

#### Fireplace description :

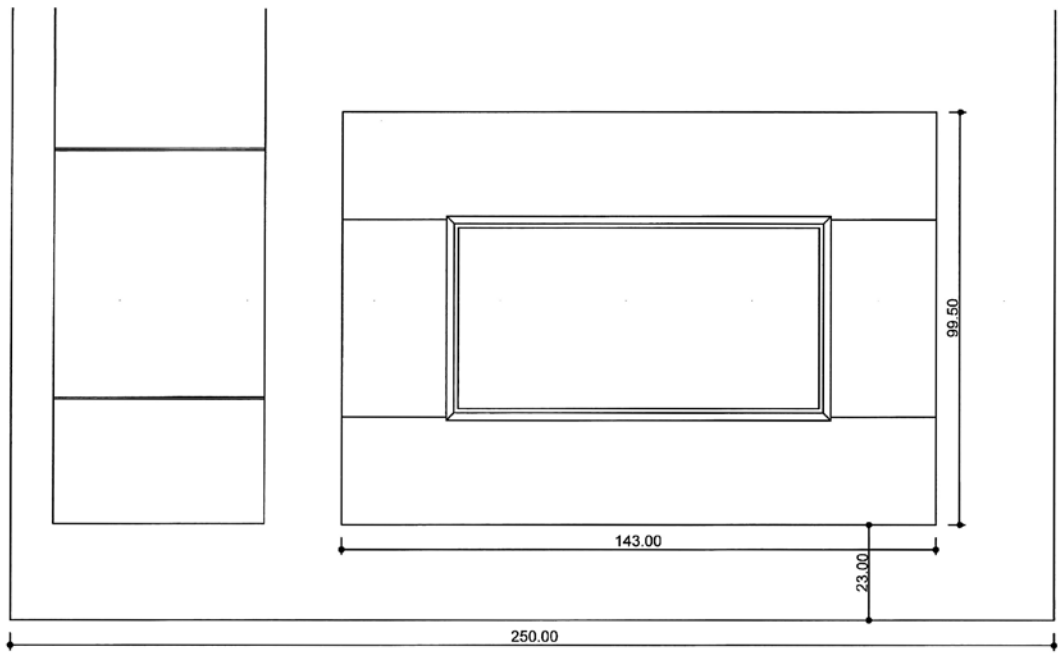
**Dimensions :** L 143 x D 67 x H 99 cm

Single-sided fireplace. Silver coating ceramic and metal frame  
CM4R18. Model presented with **FAE 100 SF** firebox.

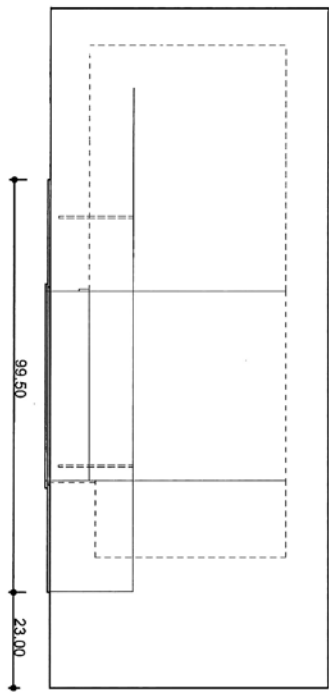




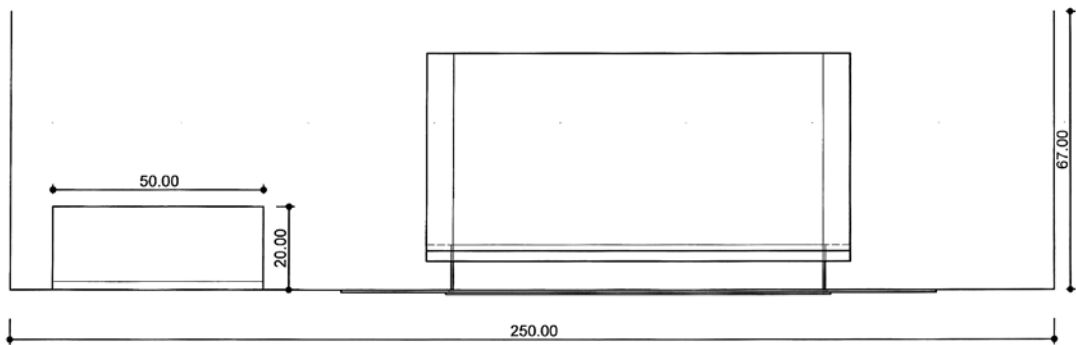
FRONT VIEW



SIDE VIEW



TOP VIEW





# PAO

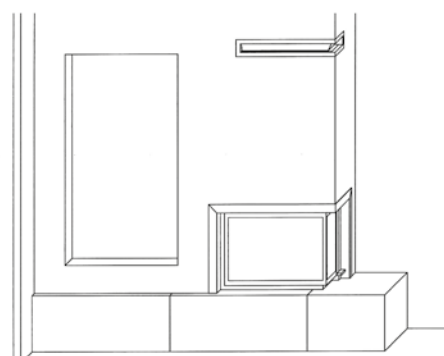
## INSPIRATION FROM ELSEWHERE

It inspires, it knows where to find its place, it offers a beautiful vision of the flame, it brings inspiration,... A mix of materials offering a great discovery. The PAO fireplace guides us towards new desires.

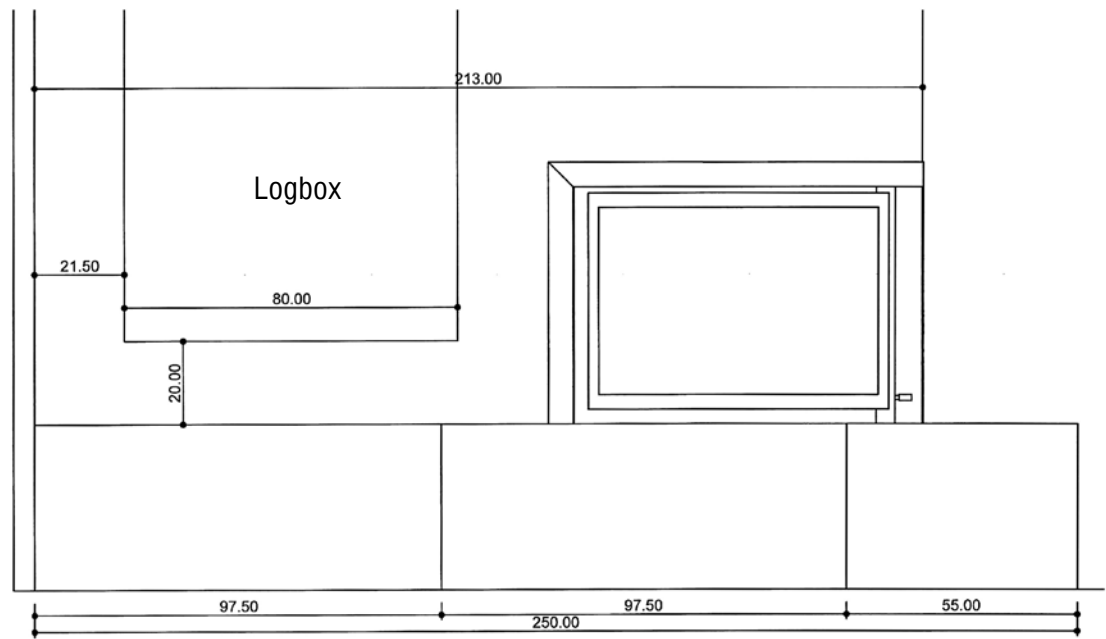
### Fireplace description :

**Dimensions :** L 250 x D 80 x H 40 cm

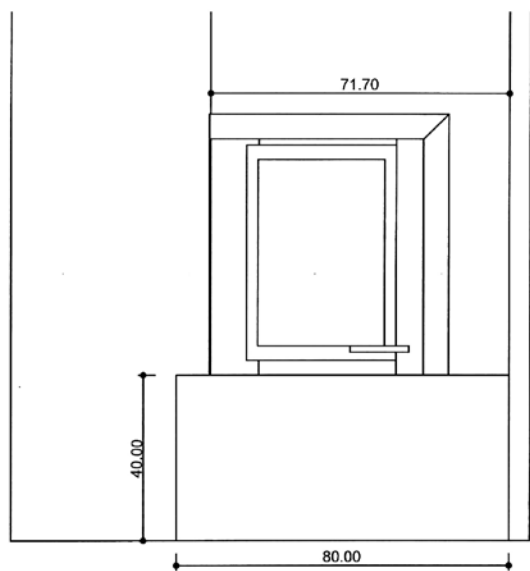
Corner fireplace with black granite base with leather effect. Logbox not supplied. Model presented with **EUROPA 7 EVOLUTION VL** firebox and CM3 frame.



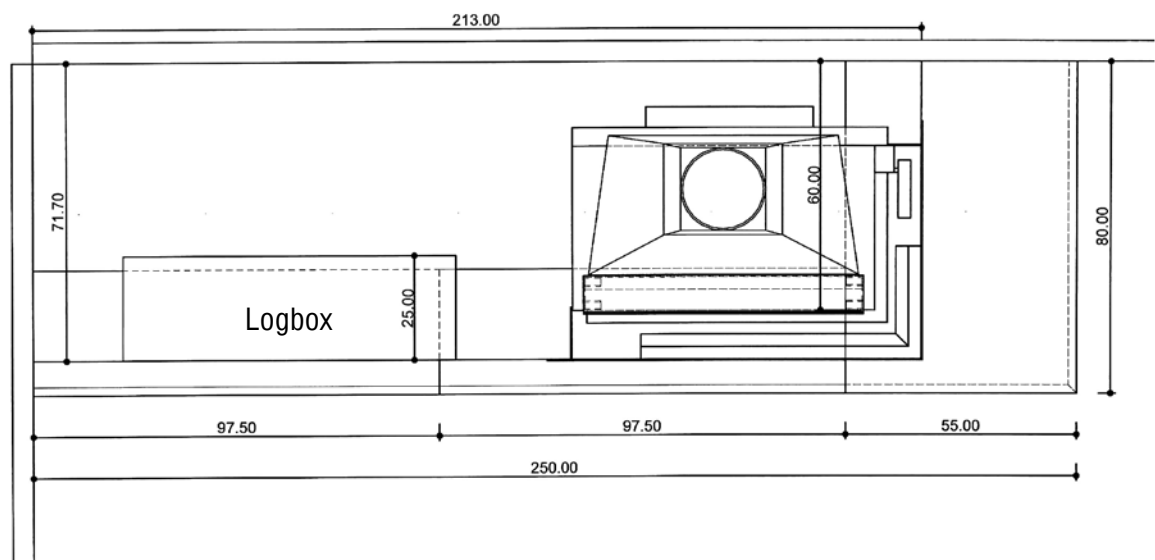
FRONT VIEW



SIDE VIEW



TOP VIEW





## OOLONG

### NATURAL STONE

Natural is quickly coming back, we let raw materials enter our interiors. The interior simply wants to mix with the exterior, thus recreating the same simple lines.

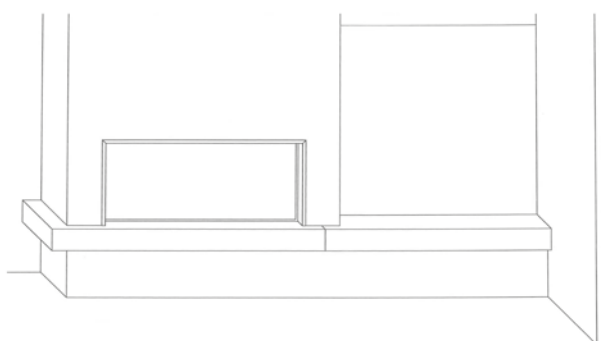
#### Fireplace description :

**Dimensions :** L 275 x D 80 x H 40 cm

Corner fireplace. Bench made of polished black granite.

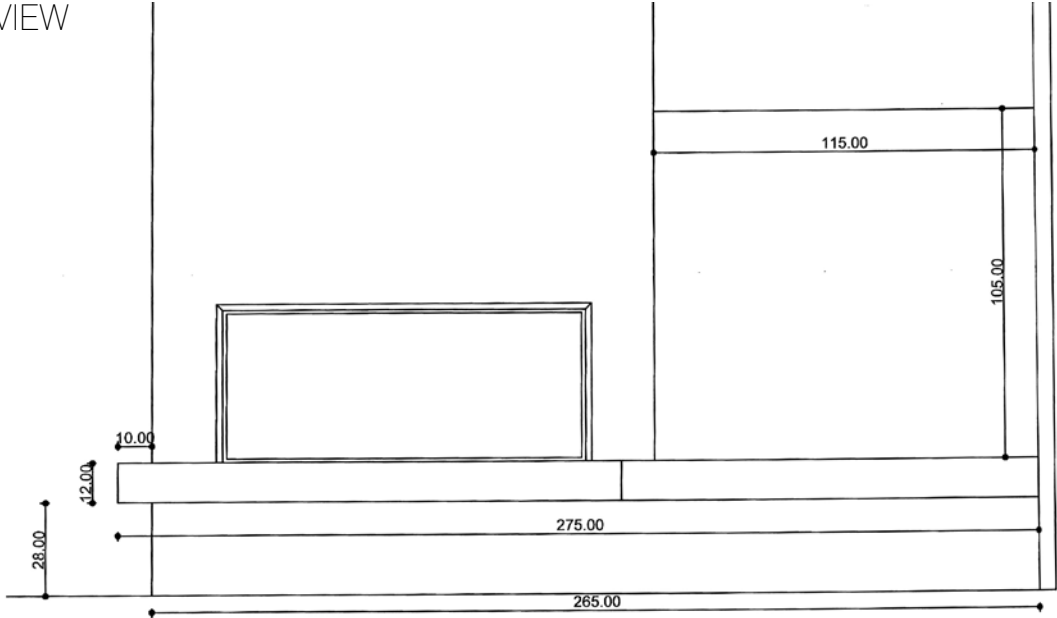
Silver coating ceramic framework.

Model presented with **FAE 120 SF** firebox and CM3R18 metal frame.

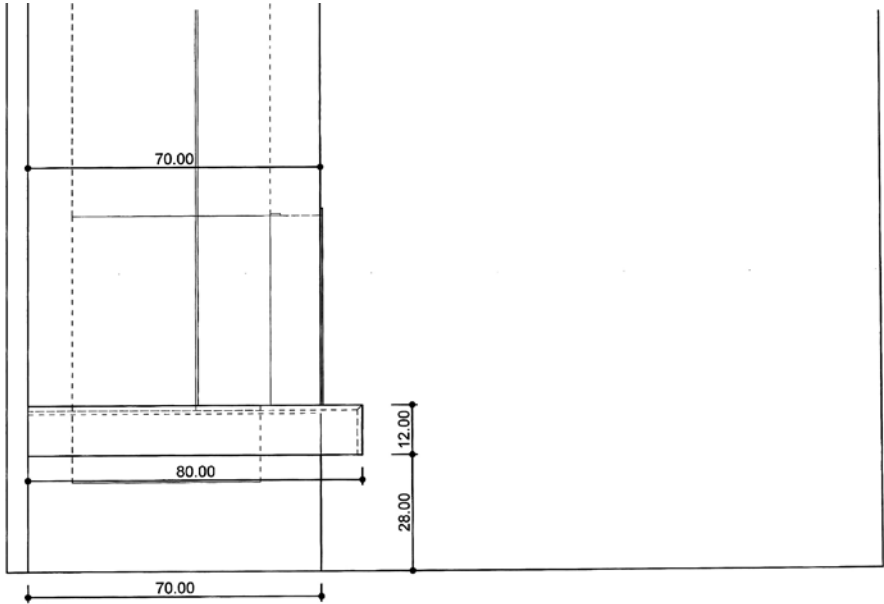




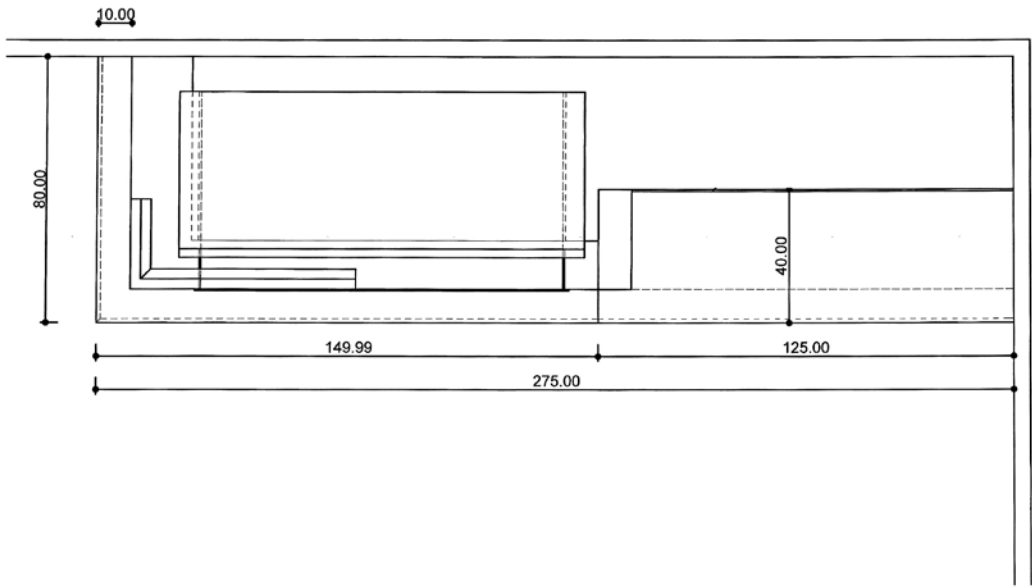
FRONT VIEW



SIDE VIEW



TOP VIEW





# SAFRAN

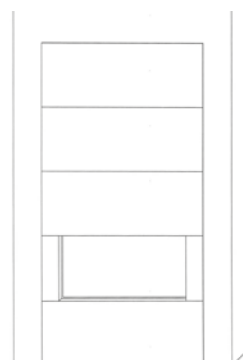
## DOUBLE SIDED FIRE

Double fire or double game, everyone choose his own desires and his project. The minimalism of the lines contrasts with the effect of the ceramic. You can imagine a perfect symmetry or even play on both sides.

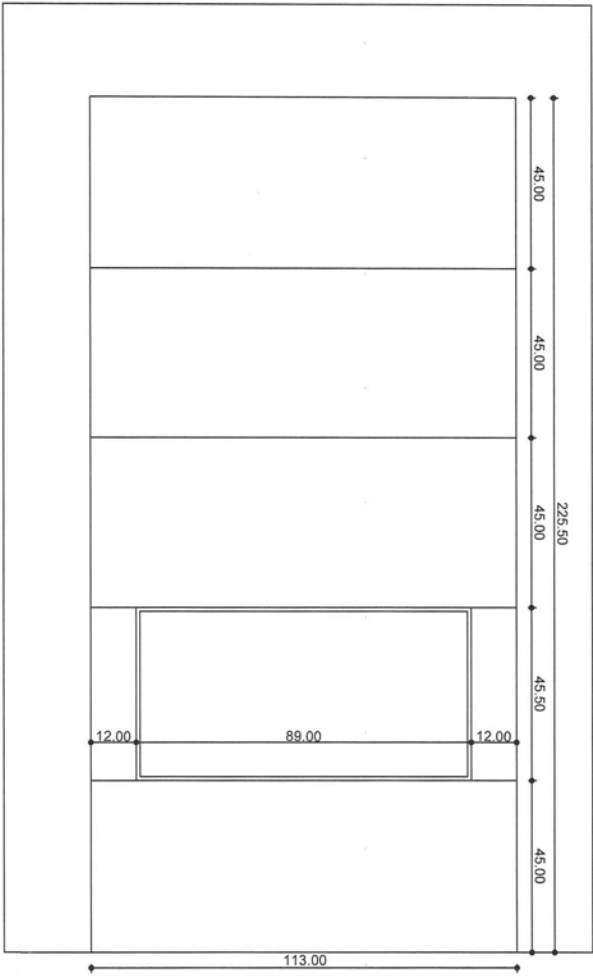
### Fireplace description :

**Dimensions :** L113 x D66 x H225,5 cm

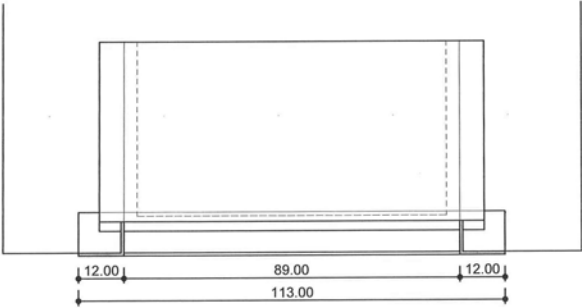
Single-sided fireplace. Made with ceramic Rusty Steel. Model presented with **FAE 100 DF** firebox.



FRONT VIEW



TOP VIEW





# MASSALA

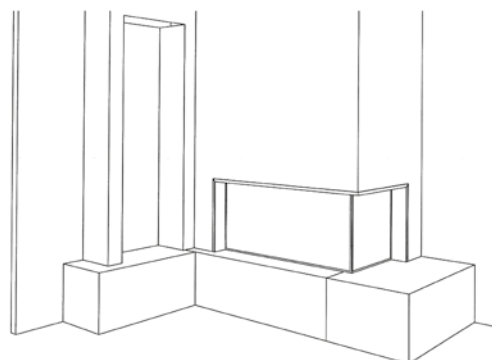
## THE CONTEMPORARY CHARM

When your fireplace makes you change your perspective on your interior. A corner view of your interior that comforts you on winter evenings. The Massala fireplace is the perfect mix of a cocooning interior with a contemporary character.

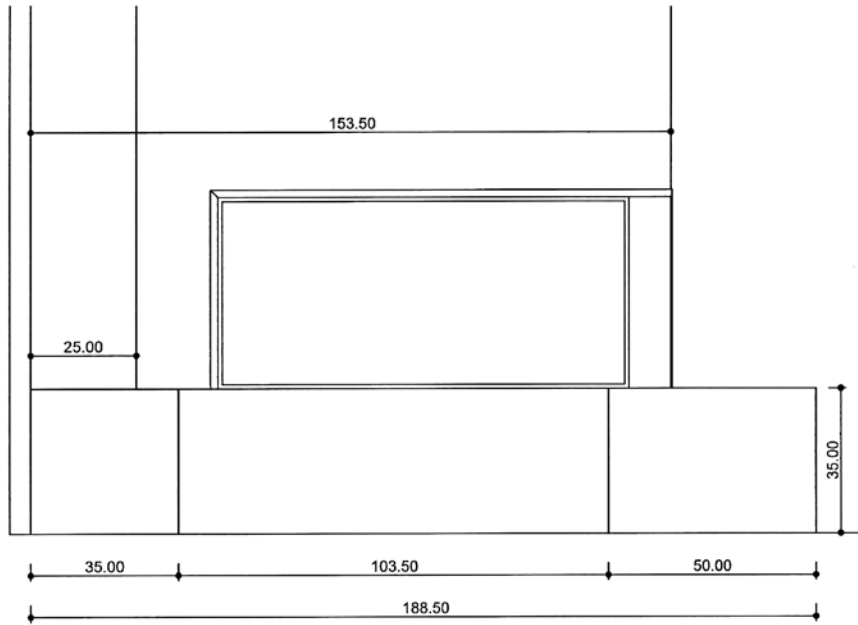
### Fireplace description :

**Dimensions :** L 188,5 x D 155 x H 35 cm

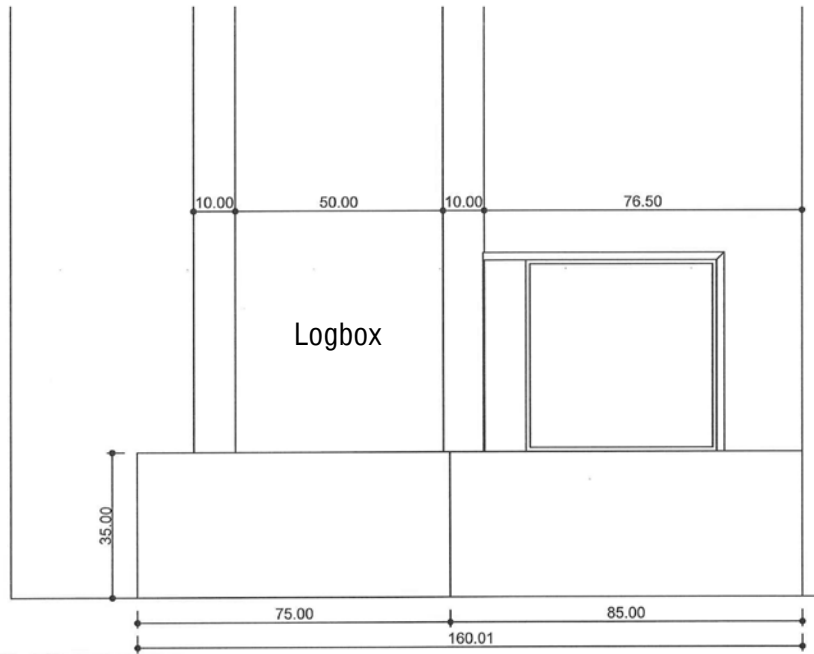
Corner fireplace. Base made with exotic grey marble.  
Optional logbox. Model presented with **VISIO 8 VL** firebox and CM3R18 frame.



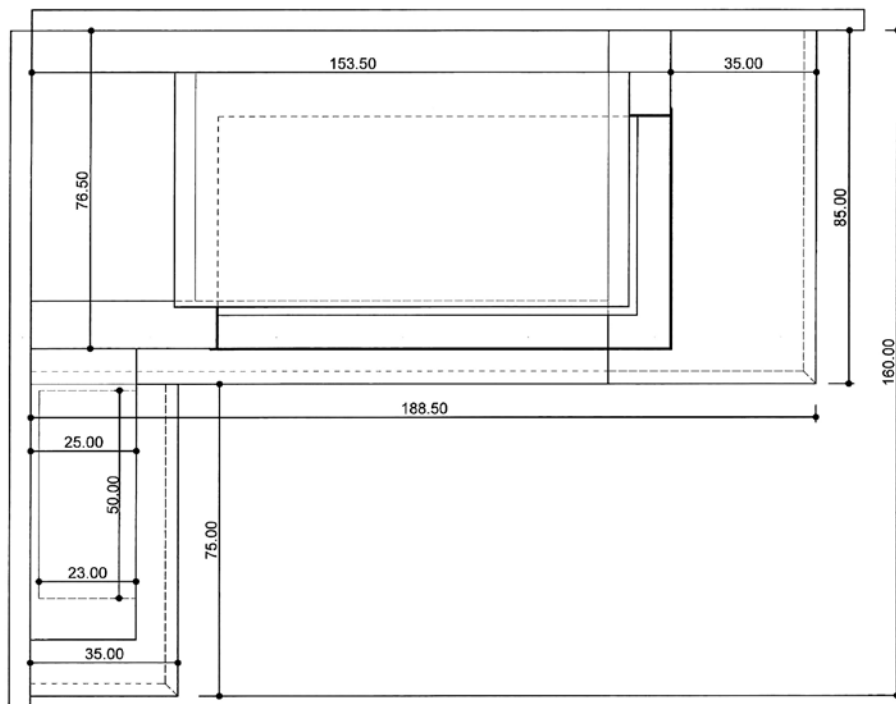
FRONT VIEW



SIDE VIEW



TOP VIEW







# MYRTE

## RETRO CHIC

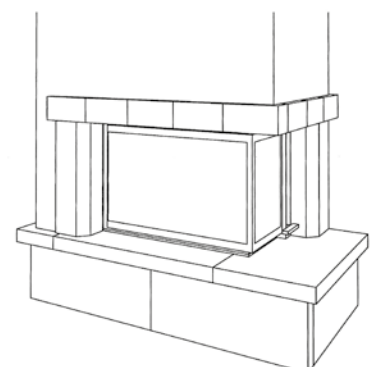
The MYRTE fireplace from SEGUIN sweeps you off to tradition and daring, with its contemporary bench made with Scandinavian grey marble and French Estailades stone.

### Fireplace description :

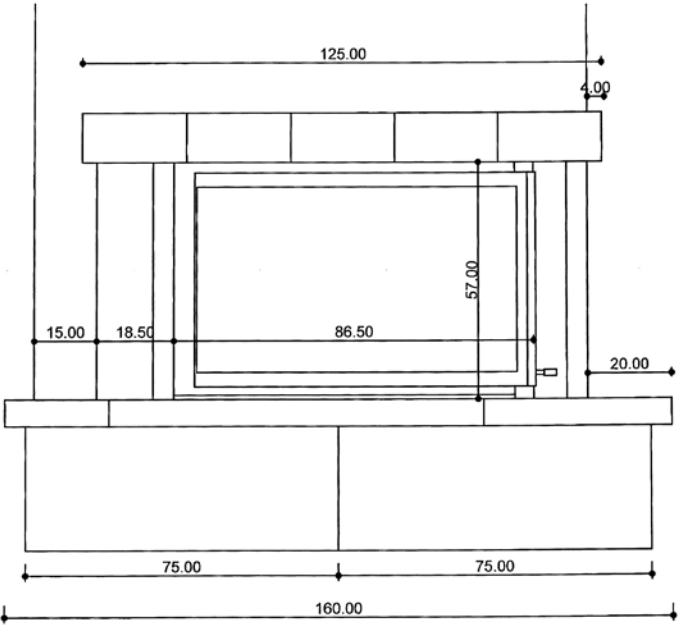
**Dimensions :** L 160 x D 80 x H 105,5 cm

Single-sided fireplace made with Estailades stone. Scandinavian grey marble bench. Model presented with **VISIO 8 VL** firebox.

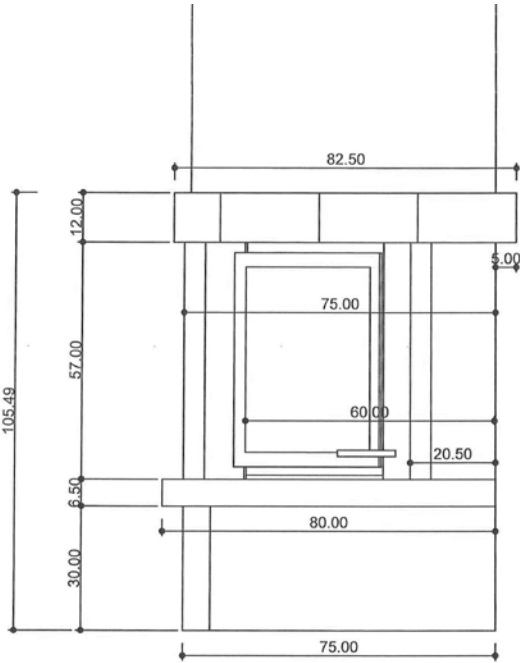
Framework not supplied.



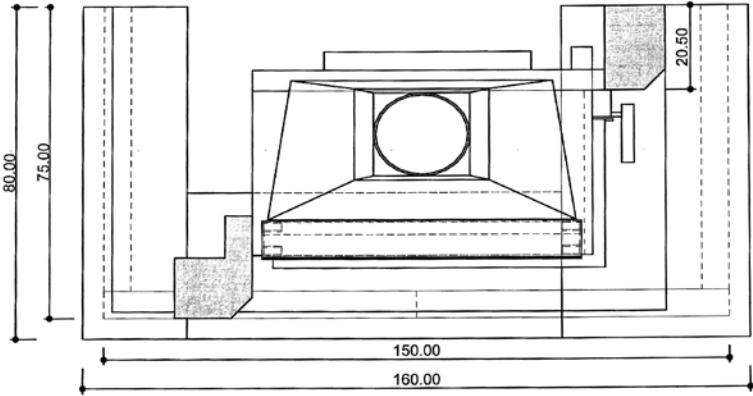
FRONT VIEW



SIDE VIEW



TOP VIEW





Z.I. de Lhérat - 63310 RANDAN - FRANCE  
[www.seguin.fr](http://www.seguin.fr) - [contact@seguin.fr](mailto:contact@seguin.fr)



web